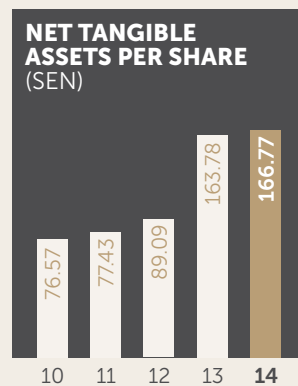
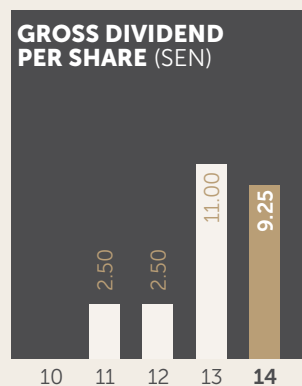
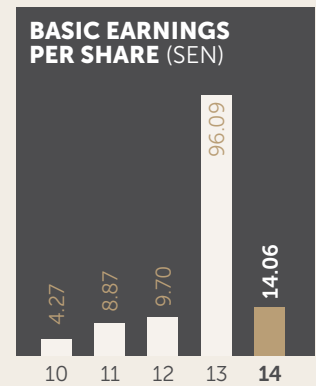
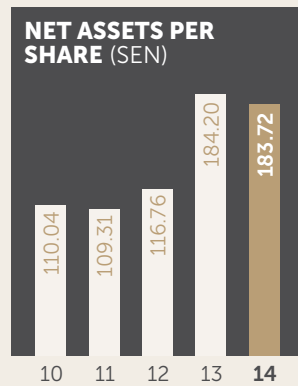
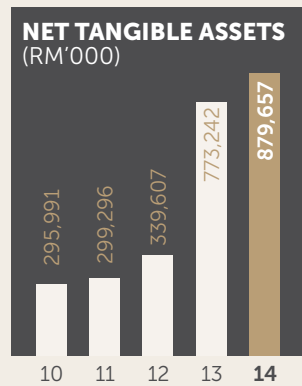
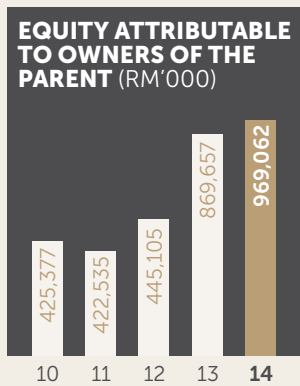
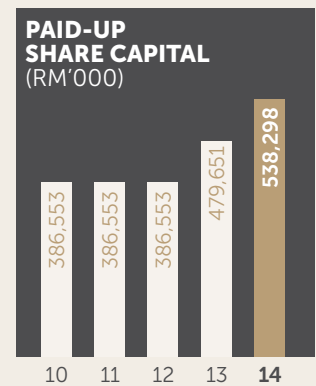
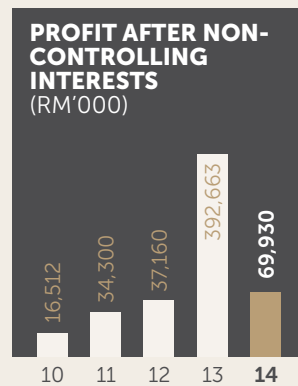
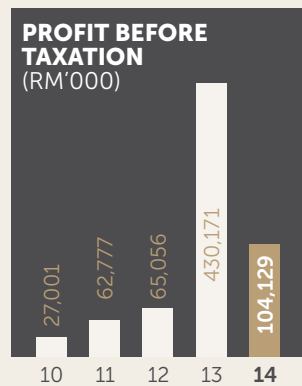
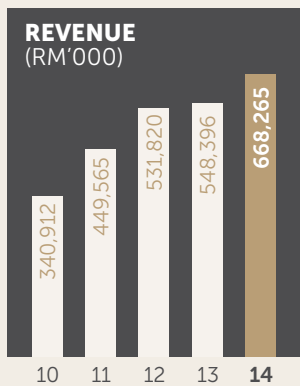


Group's Financial Highlights



Group's Financial Highlights

	2010	2011	2012	2013	2014
RESULTS (RM'000)					
Revenue	340,912	449,565 #	531,820 #	548,396 #	668,265
Profit Before Taxation	27,001	62,777 #	65,056 #	430,171 #	104,129
Profit After Non-Controlling Interests	16,512	34,300 #	37,160 #	392,663 #	69,930
BALANCE SHEET AS AT 31 DECEMBER (RM'000)					
Paid-up Share Capital	386,553	386,553	386,553	479,651	538,298
Equity Attributable To Owners Of The Parent	425,377	422,535	445,105	869,657	969,062
Net Tangible Assets	295,991	299,296	339,607	773,242	879,657
PER ORDINARY SHARE (SEN)					
Basic Earnings	4.27	8.87	9.70	96.09	14.06
Gross Dividend	-	2.50	2.50	11.00	9.25 *
Net Assets	110.04	109.31	116.76	184.20	183.72
Net Tangible Assets	76.57	77.43	89.09	163.78	166.77

REMARKS

- # The figures included discontinued operations.
- * 6 sen Special Single-Tier Dividend had been approved by Board of Directors and paid on 6 February 2015.
- * 3.25 sen First and Final Single-Tier Dividend to be approved by shareholders at the Fifteenth Annual General Meeting.

FINANCIAL CALENDAR

Financial Year Ended	31 December 2014
Announcement of Quarterly Result:-	
First Quarter ended 31 March 2014	27 May 2014
Second Quarter ended 30 June 2014	25 August 2014
Third Quarter ended 30 September 2014	28 November 2014
Fourth Quarter ended 31 December 2014	27 February 2015
Publishing of Audited Financial Statements	3 April 2015
Publishing of Annual Report	7 May 2015
Annual General Meeting	29 May 2015