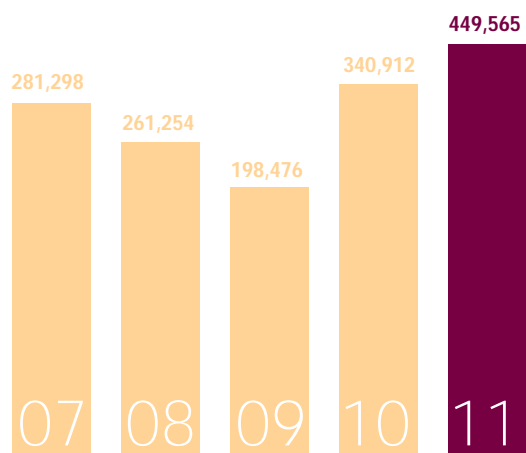
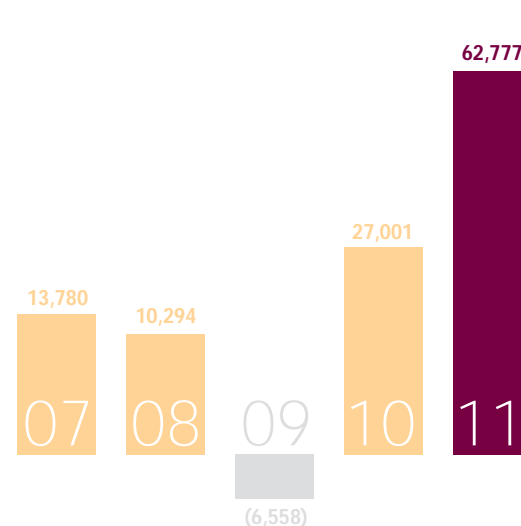


## GROWING RESULTS

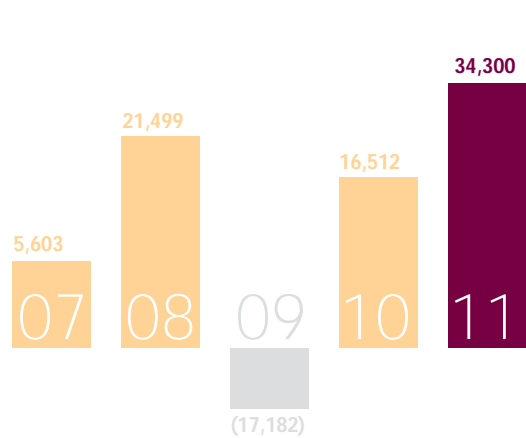
REVENUE (RM '000)



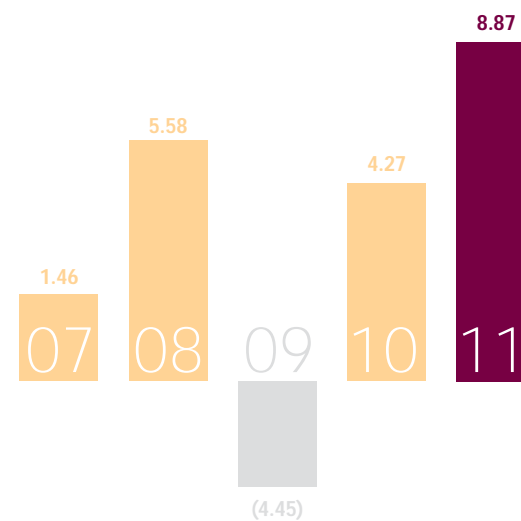
PROFIT / (LOSS) BEFORE TAXATION (RM '000)



PROFIT / (LOSS) AFTER NON-CONTROLLING INTEREST (RM '000)



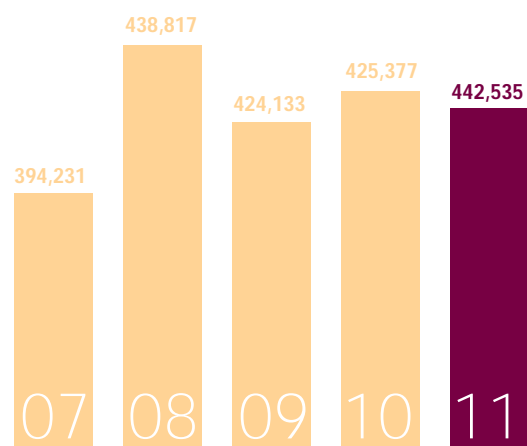
EARNINGS PER SHARE (SEN)



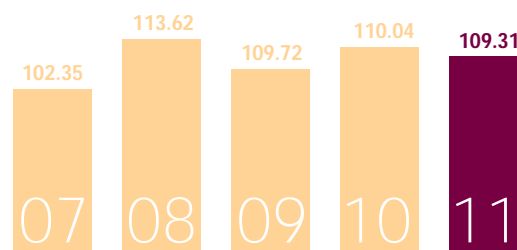
	2007 RM '000	2008 RM '000	2009 RM '000	2010 RM '000	2011 RM '000
<b>RESULTS</b>					
Revenue	281,298	261,254	198,476	340,912	449,565
Profit / (Loss) Before Taxation	13,780	10,294	(6,558)	27,001	62,777
Profit / (Loss) After Non-controlling interest	5,603	21,499	(17,182)	16,512	34,300
<b>Balance Sheet as at 31 December</b>					
Paid-up Capital	385,192	386,212	386,553	386,553	386,553
Shareholders' Fund	394,231	438,817	424,133	425,377	422,535
Net Tangibles Assets	300,426	345,316	331,747	295,991	299,296
<b>Per Ordinary Share</b>					
Net Assets (Sen)	102.35	113.62	109.72	110.04	109.31
Earnings Per Share (Sen)	1.46	5.58	(4.45)	4.27	8.87
Gross dividend (%)	-	-	-	-	2.50*
Net Tangibles Assets (Sen)	77.99	89.41	85.82	76.57	77.43

\*Upon approval of shareholders at the Twelfth Annual General Meeting.

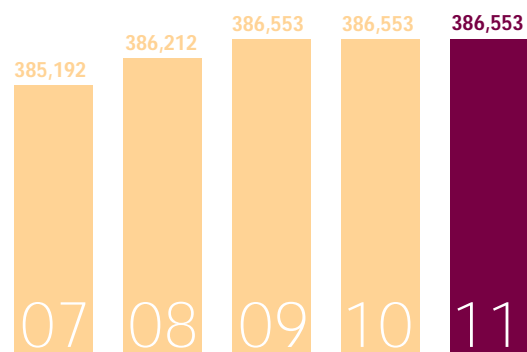
### SHAREHOLDERS' FUND (RM'000)



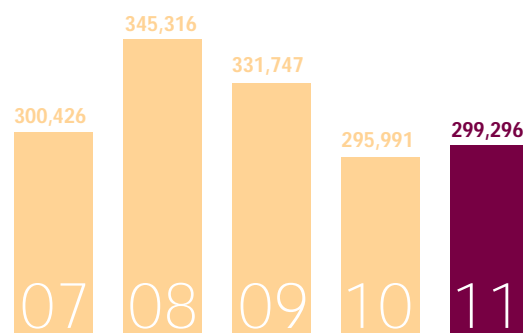
### NET ASSETS PER ORDINARY SHARE (SEN)



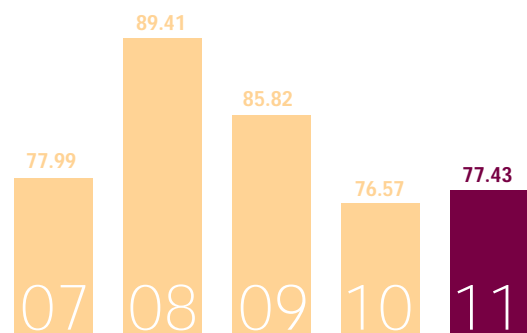
### PAID-UP CAPITAL (RM'000)



### NET TANGIBLE ASSETS (RM'000)



### NET TANGIBLE ASSETS PER ORDINARY SHARE (SEN)



### FINANCIAL CALENDAR

<b>Financial Year Ended</b>	31 December 2011
<b>Announcement of Quarterly Results:-</b>	
First Quarter ended 31 March 2011	26 May 2011
Second Quarter ended 30 June 2011	25 August 2011
Third Quarter ended 30 September 2011	30 November 2011
Fourth Quarter ended 31 December 2011	29 February 2012
<b>Publishing of Annual Report and Audited Financial Statement</b>	
Issuance Date	5 June 2012
<b>Annual General Meeting</b>	28 June 2012

